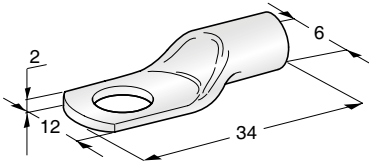
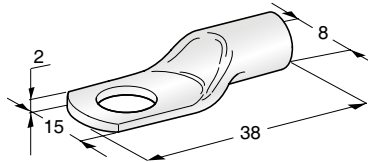


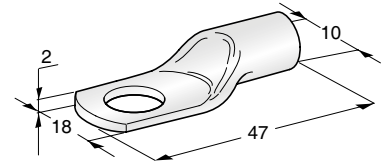
TUBULAR



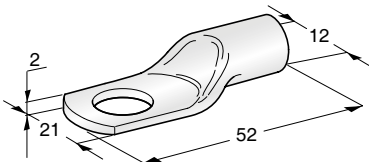
1



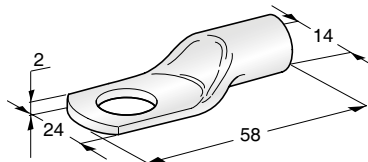
2



3



4



5

IMG	DESCRIPTION	SCREW	WIRE SECTION mm ²	MATERIAL	P/N BOX	MOQ
1	TUBOLAR L34	M6	16	Cu-Sn	1605000	50
	TUBOLAR L34	M8	16	Cu-Sn	1605100	50
2	TUBOLAR L38	M8	25	Cu-Sn	1605010	50
	TUBOLAR L38	M10	25	Cu-Sn	1605110	50
3	TUBOLAR L47	M8	35	Cu-Sn	1605021	50
	TUBOLAR L47	M10	35	Cu-Sn	1605020	50
4	TUBOLAR L52	M11	50	Cu-Sn	1605030	25
5	TUBOLAR L58	M13	75	Cu-Sn	1605040	25